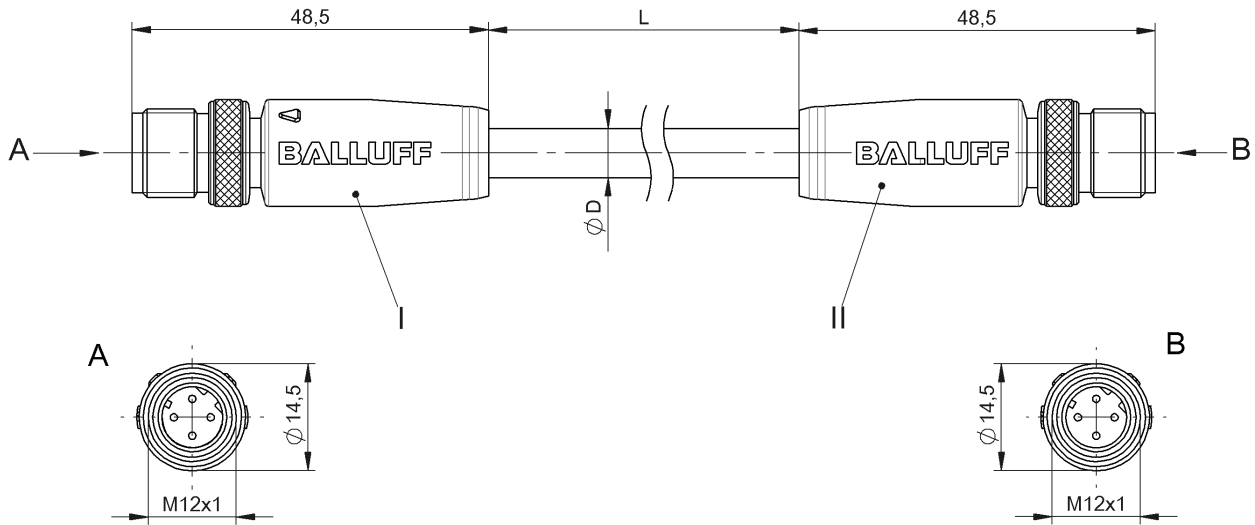


Double-Ended Cordsets
BCC M414-M414-6D-331-PS54N2-080
 Order Code: BCC0L04

BALLUFF



Basic features

Application	Profinet , CAT 5
Approval/Conformity	CE cULus WEEE

Electrical connection

Bending radius min., fixed cable	5 x D
Bending radius min., flexible cable	15 x D
Cable	PUR Shielded Green, 8 m, drag chain compatible
Cable diameter D	6.70 mm ±0.30 mm
Cable, bending cycles min.	2 mil.
Cable, note	Profinet Type C, CAT 5E by IEC 61156-6
Conductor cross-section	22 AWG
Connection 1	M12x1-Male, straight, 4-pin, D-coded
Connection 2	M12x1-Male, straight, 4-pin, D-coded
Number of conductors	4
System	Molded/Molded

Electrical data

Operating voltage Ub	60 VDC
Rated current (40 °C)	1.5 A
Transfer rate	10/100 Mbit/s

Environmental conditions

Cable temperature, fixed routing	-40...80 °C
Cable temperature, flexible routing	-20...60 °C
IP rating	IP67/IP67

Material

Cable jacket material, note	Shielded
Cable jacket, material	PUR
Cable shield	Aluminum foil and copper braid
Material contact carrier	PUR/PUR
Material contacts	Brass/Brass
Material cover nut	Brass nickel-plated/Brass nickel-plated
Material grip	PUR/PUR

Mechanical data

Acceleration max., drag chain	2 m/s ²
Cable jacket, color	Green
Cable length L	8.00 m
Cable properties	drag chain compatible
Horizontal travel permitted, drag chain	5 m
Tightening torque pigtail	0.6 Nm/0.6 Nm
Traverse speed max., drag chain	200 m/min
Vertical travel permitted, drag chain	5 m

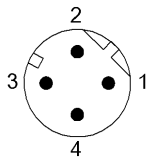
Double-Ended Cordsets
BCC M414-M414-6D-331-PS54N2-080
Order Code: BCC0L04



Remarks

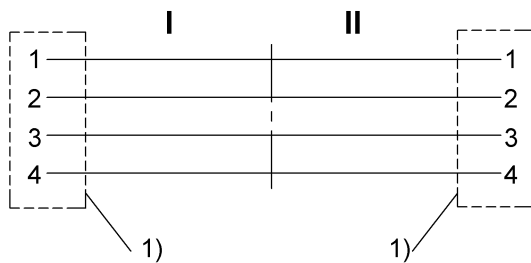
Cable construction acc. to UL-AWM Style 20549
Halogen-free per DIN VDE 0472 Part 815
Silicone-free
Flame resistance acc. to FT1
Enclosure rating per IEC 60529, only in screwed state with the associated mating piece.
360° shield on cover nut

Connector Drawings



I , II
PIN 1: yellow
PIN 2: white
PIN 3: orange
PIN 4: blue

Wiring Diagrams



1) Shield on cover nut